

ESTRUCTURA ANILLO

ANILLO



MEDIDA ARO EXTERIOR

DIAM: _____ cm
ALTURA: _____ cm

MEDIDA ARO INTERIOR

DIAM: _____ cm

NÚMERO DE LUCES

Nº _____ luces

TAPA SUPERIOR

TAPA SI NO PLÁSTICO BCO PERGAMINO BCO

TAPA INFERIOR

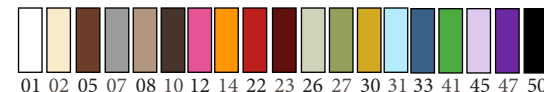
TAPA SI NO PLÁSTICO BCO PERGAMINO BCO

SUJECCION A TECHO


CABLE ELECTRICO PLÁSTICO



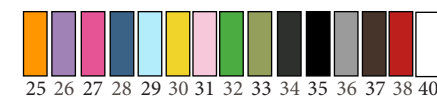
CABLE ELECTRICO TEXTIL



TELESCÓPICA



BARRA FIJA



FLORÓN

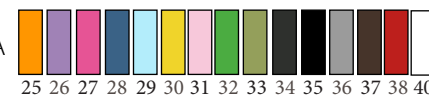
FORMA



DIAMETRO: _____ cm


DECORACION

PINTURA



COLOR _____

BAÑO



CABLE ACERO

TENSORES



Nº _____